

# Peacehaven Community School Profile



## Peacehaven Community School

Greenwich Way  
Peacehaven, East Sussex, BN10 8RB  
Telephone: 01273 581100  
<http://www.phcs.org.uk>

Local Authority:	East Sussex
Age range:	11-16
Number of pupils:	839
Head teacher:	Mrs Helen Cryer
Chair of governors:	Mr Roger Creasey

## What have been our successes this year?

The percentage of students passing 5 or more GCSE's at Grades A\*-C rose to 61%. There has been a year on year increase in this figure since our first cohort in 2006.

41% of students passed 5 or more GCSE's at Grades A\*-C including English and maths.

The school achieved a second specialism, that of Training School.

CPD Gold Quality Mark achieved.

We embarked on our first Diploma, Hospitality and Catering.

Our CVA has exceeded 1000 over the last three years and average pupil score has also risen (299 in 2007, 305 in 2008 and 320 in 2009). CVA in 2010 is 1011, placing us in the top 25% of schools nationally.

One third of all students gained at least one of the highest (A/A\*) grades and the percentage of A's and A\*s in both maths and English was the highest on record.

At KS3 we achieved our best results in English for 3 years, doubling of Level 6 students compared with 2007 & 2008. We also achieved our best results in Maths for the last 3 years, placing us in the top 8% (L5) and 15% (L6) of schools nationally.

Our staff are mentoring NQT's in Primary School and also teaching in one of our feeder schools. Two members of staff are Lead Teachers on Achievement For All.

## What are we trying to improve?

We aim always to further improve academic achievement setting a target of 52% of students achieving 5 A\*-C including English and maths in 2011.

Our development priorities are derived from our ongoing evaluation of our progress.

Improved punctuality and attendance.

Development of our VLE to further independent study.

Rigorous tracking of individual students to ensure support for those at risk of underachievement and those on FSM.

Site development to enable 14-19 curriculum development.

Improving our school self-evaluation process and measuring impacts robustly.

IAG

Enhancing our partnership with parents

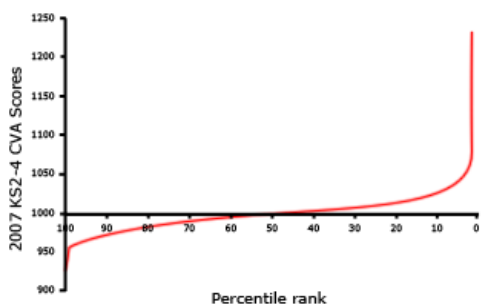
- Parents evening
- Communication
- On-line reporting

Increased working with our primary feeder schools to mutual advantage.

---

---

## How much progress do pupils make between 11 and 16?



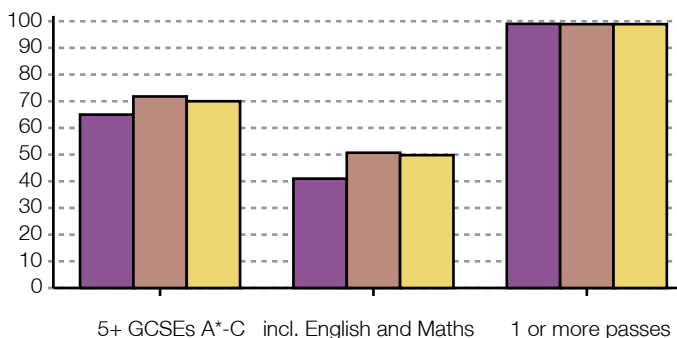
- Our School
- ▭ Confidence interval

The chart shows our school's contextual value added (CVA) score relative to that of other secondary schools. CVA is a statistical means of assessing how effective a school is, by measuring pupils' progress using their test and examination results. The confidence interval shows the range within which we can be confident the score (calculated on the results of only one year group) represents the overall effectiveness of a school. The percentile rank shows the percentage of schools with a score equal to or higher than ours.

## CVA Chart

The school is pleased with outcomes overall at KS3 in the core subjects and we attribute this to an innovative curriculum which involves a cross-curricular approach based on three broad clusters of subjects and the development of APP. English outcomes at KS3 are now broadly similar to national outcomes. Maths outcomes at KS3 are above national outcomes and science is in line at Level 5 and at Level 6 slightly below. Standards in all foundation subjects including ICT is good.

### How well do our pupils achieve at age 16?



This shows the percentage of pupils (who were at the end of Key Stage 4) who in 2009 achieved 5 or more GCSEs (and equivalent) at grades A\*-C, 5 or more GCSEs (and equivalent) at grades A\*-C including English and mathematics GCSE, and one or more GCSEs (and equivalent) at grades A\*-G.

■ Our school ■ Local schools (Local Authority) ■ All schools

### How have our results changed over time?

Our CVA has been significantly above the national average in three out of four years of reporting and in line for the remaining.

GCSE results 5 A\*-C have increased year on year, 54% in our first year and currently 65%.

Our results for 5 A\*-C including English and maths began at 36%, reached 46% in our best year to date (2008) and 39% in 2009.

Targets in science, our specialist subject, were reached in KS3 in each year.

## **How are we making sure that every child gets teaching to meet their individual needs?**

Small group teaching for 30 vulnerable students per year group.

Much in-class support.

Differentiation built in to lesson planning

Data tracked five times annually

Increased flexibility programme for appropriate students

Individual/small group teaching in literacy, languages, social skills and behaviour delivered by specialist teachers and learning assistants.

---

---

## **How do we make sure all pupils attend their lessons and behave well?**

Truancy Call, an automated system, was installed in 2007/08. Text messages are sent to parents if a student does not present.

Attendance and illness panels facilitate our good rates of attendance.

Visitors to the school regularly comment on the calm and purposeful atmosphere in the school.

An on-call system of senior staff is used to ensure a rapid response to any behavioural incidents which threaten to disrupt learning.

A 'Work it Out' room is used to temporarily remove any student who is disturbing the learning of others. Interventions are made with any over-frequent visitor.

Collaborative problem solving is used whereby any student who misbehaves meets with his/her teacher at the end of the day to ensure a fresh and positive start next time.

Readiness for Learning Agreement is signed on entry to the school by the school rep, student and parent.

Rewards for 100% attendance are given as incentives and a free ticket to the Prom is given to those in Year 11.

## **What have pupils told us about the school, and what have we done as a result?**

Rewards Policy: students were consulted as to what would constitute suitable rewards. Wristbands were the preferred option.

Mobile phone policy: students were consulted about the management of mobile phones within the school.

Uniform change in response to students' views.

Student Voice.

Students were consulted about the changes to lunchtimes and to timetable changes in 2009.

---

---

## **How are we working with parents and the community?**

Parents receive reports on progress twice a year in addition to Parent's evenings. Parents are invited to make written comments on students' reports and are increasingly doing so.

Parent 'drop-in' began in September 2009.

Involvement with the Peacehaven Council and Regen on recreational facilities, working with Southern Water for the benefit of our students.

Inter-generational work. Senior Citizens were invited to our Christmas Lunch and a Christmas Concert. Visits were made to rest homes in the area.

The school issues a newsletter by post at each half term covering reports on events, developments and activities.

We have established a 14-19 federation with 6 other local schools and the FE college.

---

---

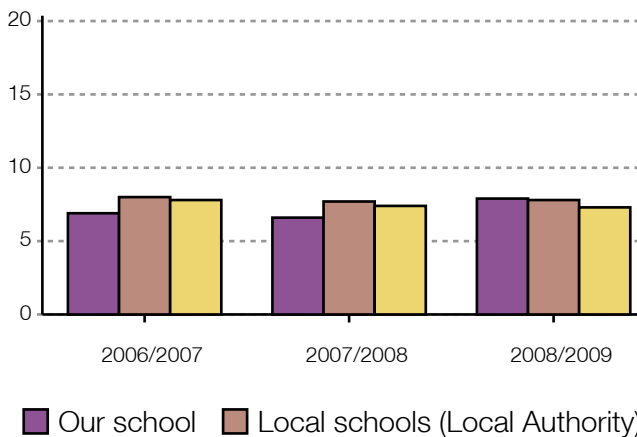
## What activities and options are available to pupils?

Residential trips to:                   Blacklands Farm (Year 7)  
  
  Paris and Disneyland (Year 8)  
  
  Ardeche Watersports (Year 9)  
  
  Ski-Trip (Year 9 & 10)

Extra-curricular clubs:           Art; Drama; DT; Food Club; Debating Society;  
  
  'Let it Rip' &ndash; action for human rights; Geography Club;  
  
  Warhammer Club; Spanish; Gardening; various types of Music  
clubs;  
  
  many sports clubs including football, netball, frisbee, trampolining  
etc.

---

## How do our absence rates compare with other schools?



This chart shows the percentage of half days missed through authorised and unauthorised absence by all pupils at the school. Information is given for the school, for schools within the local authority and for all schools.

Averages for England are 7.3% absence. Our figures have been 7.4%, 7.8%, 7.9% over the last three years.

We work with our partner primary schools to reduce the number of students whose parents take them on holiday in term time. We only grant leave in exceptional, and usually compassionate circumstances.

---

---

## **How do we make sure our pupils are healthy, safe and well-supported?**

We have well developed systems to support all aspects of the ECM agenda, including keeping students healthy and safe. All 5 outcomes are the responsibility of all staff but are led by BESST (Behaviour & Emotional Student Support Team), SFST (Student & Family Support Team), PSCHE teams and PE. A significant percentage of KS3 students do after school PE. We also hold the Sportsmark Award and the Healthy Schools Silver Award. A social worker and social work assistant handle child protection issues.

We support students at risk and bullying is dealt with robustly.

School food meets the current DCSF standards. Average uptake of nutritionally balanced school meals stands at 70%.

Parents can receive printouts of what their son/daughter is purchasing in the food hall at school.

Morning breakfast club at local Leisure Centre.

Mentors do exercises with students first thing in the morning.

Peer mediation training given to selected students.

---

---

## **What do our pupils do after year 11?**

Year 11

College:	87.42%
NEET:	3.31%
Not Known:	1.32%
Employment with planned training:	1.99%
Employment without planned training:	5.96%

## Ofsted's view of our school

Peacehaven Community School is a new school which provides a very good quality of education for its students and gives very good value for money. Teaching takes students from varying stages of learning when they enter and develops them very well both socially and academically. Students have good attitudes to school and the very good teaching results in good achievement. This is achieved by the outstanding leadership of the headteacher and the very high commitment of the staff and governing body.

---

Date of last inspection: 22-Mar-2004

Ofsted graded our school as very good

Inspectors made judgements on a scale: excellent (grade 1); very good (2); good (3); satisfactory (4); unsatisfactory (5); poor (6); very poor (7).



[View the Ofsted page for Peacehaven Community School](#)

---

## What have we done in response to Ofsted?

### Gifted & Talented

Issues raised in 2004 in relation to these students have been addressed with a strong focus placed on raising achievement.

Booster English classes implemented.

Ice & A Slice Newsletter for staff.

FSMQ teaching for able maths students 2009.

G&T Maths classes.

Achievement Group of staff working with Y8 students

Mindset group working with Y11 students

Aim Higher activity strengthened

Financial support for external G&T activities.

### Independence

Publication and use of PLTS booklet

Golden Five (pen, pencil, ruler, planner & folder) implemented to ensure students are equipped for school.

---

---

## **More Information**

If you would like more information about school policies, including our policies on special educational needs and disability, admissions, finance, school food and our complaints procedure, please contact us:

null 01273 581100

null <http://www.phcs.org.uk>

---

---