

What did you discover about PCS?




Start of Tour -
School reception



Peacehaven
Community
School

Go to the Food hall. Look for the silver letters that say **Food hall**. The timings for the school day are written out on a poster.

1. What time is break? 10:30



2. What time is lunch? 12:40




Come out of the Foodhall and go into the main hall. This is where you will be having assemblies. Look up at the screen.

Aspire

Believe

Achieve



Turn left and go down to **Music**.

1. How many doors have the letters Mu on them?

2

2. Name 3 instruments you can see.

drums, cymbals, keyboards, guitars, trumpets,
trombones, triangles.....



Come back up towards the **Art** rooms. Look into Ar1.




What creatures are hanging from the ceiling?

Sea creatures/underwater creatures



When you come out of Art you can see the door of DT1.



1. What does DT mean? **Design Technology**
2. What have the students been making in this classroom? **Wooden bird boxes /items out of wood**



Then go into DT2. Look at the posters of the different tools you will be using that are on the blue cupboard.

Can you name one of the tools?

Tenon Saw Coping Saw File Mallet Chisel
Tri-square Bench hook



FT1

1. What is FT? **Food Technology**




2. What is on the tablecloth in FT1? **Cupcakes**



FT2

How many ovens are there in this kitchen? 10



Next stop **Science**. Go into Sc7. Take a good look around the room.




1. How many Science labs are there? 6
2. You need to do 2 things to keep yourself safe when conducting experiments. Can you guess what they are?

Wear safety goggles put on a lab coat (white coat)



Follow the arrows on the floor that take you to some doors leading outside, go down the stairs across the courtyard and into the languages corridor. Teachers in La3, La4 and La5 teach **MFL**.

What does MFL mean? **Modern Foreign Languages**



Which languages are taught at PCS?
French and Spanish



Go down the corridor.

What is the number on the door of the room that is opposite Mrs Mc Caughan and Mrs Fernee's office?


Trick question - it says SENDCO



Upstairs to Maths.

1. There is a big poster at the end of the corridor, it says Growth _____ Mindset

2. Look at the number line on the wall in Ma4. What is the range of numbers? -40 to +40



At the end of the corridor go past the food station in the new corridor you will see lots of doors that say Hu on them.

1. What does Hu mean? **Humanities**

2. How many computers are in Hu9? **20**



If you go into Hu6 you can see some models that students have created for homework.

What are these models of? **Castles**



Go back along the corridor to Hu5.



1. What do you think is taught in this room?
Geography

2. What clues are there? **Maps/Atlases/posters
and photographs of geographical features**



Downstairs to **English**. At the back of the classroom in En6 and En8 take a look at the shelves.

What 2 resources are on them to help you with your spellings? **Dictionary** **Theasaurus**



Come out of the building, across the courtyard and up the stairs to the **Drama Studio** - Dr1.



Have a good look round, look at the advert for auditions

1. Can you name a play that students at PCS have performed in the past? **Grease, Bugsy Malone, Sweeny Todd, The Sound of Music, The Wizard of Oz..**

2. Can you see what this year's production will be? **Alice in Wonderland**



Along the corridor now to IT3 and IT4. Add up all the computers in IT3.

How many are there? 31



Our tour ends in the **library**, a really important place in the school. You can do homework here or read a book.



Where would you look for non-fiction books? **In the middle at the back of the library**

Where would you look for fiction books? **On either side of the library**



How did you do?



1-20 = Oh dear we may need to take you on another tour!!



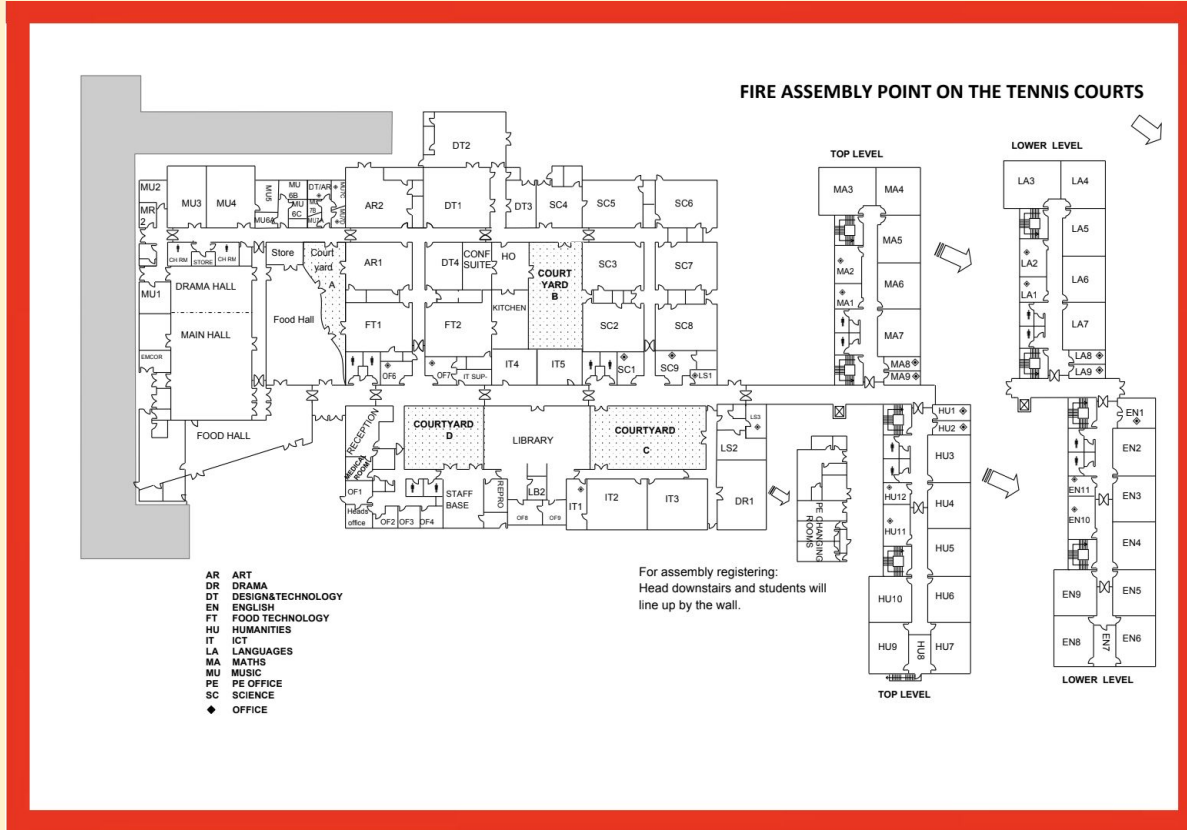
20-30 = Looking good! You won't get lost!



30+ = Well done! You can help any other students who might be worried about getting lost!!



On your map plot your route



Shade in, circle or highlight your favourite areas

Why did you choose these areas?

Which lesson(s) are you most looking forward to now?

How many of these lessons did you do at your primary school?

Which lessons will be new to you?

Extra!

What does Growth Mindset mean?

DEVELOPING A GROWTH MINDSET

INSTEAD OF...	SAY THIS...
I'm not good at this	What am I missing?
I give up	I'll use a different strategy
It's good enough	Is this really my best work?
I can't make this any better	I can always improve
This is too hard	This may take some time
I made a mistake	Mistakes help me to learn
I just can't do this	I am going to train my brain
I'll never be that smart	I will learn how to do this
Plan A didn't work	There's always Plan B
My friend can do it	I will learn from them