

Hello and Welcome 7T1

Lesson 1

Mentoring

Lesson 2

English

Break time

Lesson 3

Maths

Lunch

Lesson 4

PE (Orienteering)

Lesson 5

Tour / Tutoring

Getting Organised: Books

Your name

7T?

Transition week

1. Neatly stick your name to the front of your book.

We want this book to show us your very best work.

Expectations for the next couple of days.

Respectful

Resilient



SAFE

Active Learner

Ice breaker 1:

Find Someone Who...

Ask your class mates to see if they fit any of the descriptions. Try to use each person's name only once.

Has lived in the same house all of their life.



Has the same colour of eyes as you.



Owens a pet



Has got the same number of brothers and sisters as you.



Has the same favourite colour as you.



Has met somebody famous.



Plays a musical instrument.



Has been to the dentist recently.



Watched T.V. last night.



Has travelled on a bus recently.



Rules:

- Try and talk to different people.
- Be polite and friendly.
- Stick it neatly into your book.**

Ice breaker 2:

Ice Breaker!

the same game

Get the *signature* of a person who has the same **favourite colour** as you:

Get the *signature* of a person who has the same **favourite food** as you:

Get the *signature* of a person who has the same **favourite subject** as you:


Get the *signature* of a person who has the same **favourite hobby** as you:

Get the *signature* of a person who has the same **favourite celebrity** as you:

Get the *signature* of a person who has the same **favourite tv programme** as you:

Rules:

- Try and talk to different people.
- Be polite and friendly.
- You must have 6 different names
- **Stick it neatly into your book.**



**How many people do
you know now?**

**Who can remember the
most names?**

Quick Icebreaker: Oracy

Say your name and finish the sentence.
Everyone else listen and learn some names.

My name is
And my favourite food is

My name is
And my favourite lesson is

My name is
And I went toprimary school.



**Who can remember
the most names?**

Extra activity:

Write down as many different calculations as you can that give the answer.

Write them on the scrap paper provided not in your books.



Questions and Answers:

Before we move to our next lesson we have a few minutes for your questions or worries.



Mentoring Tuesday 27th July

Hello and Welcome 7T1

Lesson 1

Mentoring

Lesson 2

English

Break time

Lesson 3

Maths

Lunch

Lesson 4

Team building


Lesson 5

Team building / Tutoring

Home time at 3:00pm



Icebreaker 4



Decide whether the statements are true or false. Mrs McCaughan :

1. Has been a shower with a tarantula
2. Can snowboard
3. Can scuba dive

2 minutes

Write 3 sentences about yourself. 2 truths and 1 lie.

3 minutes


Stand up. Walk about.

- Tell at least 3 people your sentences. Did they guess correctly?
- Listen to at least 3 peoples' sentences. Did you guess correctly?

What was the best lie you heard?
What was the most interesting truth you heard?




Icebreaker 4



Decide whether the statements are true or false. Mrs McCaughan :

1. Has been a shower with a tarantula
2. Can snow board
3. Can scuba dive



2 minutes

Write 3 sentences about yourself. 2 truths and 1 lie.

3 minutes

Stand up. Walk about.

- Tell at least 3 people your sentences. Did they guess correctly?
- Listen to at least 3 peoples' sentences. Did you guess correctly?

What was the best lie you heard?
What was the most interesting truth you heard?

Name:

Primary School:

Three interesting facts about you:

- 1.
- 2.
- 3.

Your hobbies:

Clubs you take part in at school:

Favourite subjects:

Activities or clubs you would like to try at PCS:

Which celebrity/sports person do you admire and why?

Ambitions for the future:

Stick this neatly into your book.

Extra activity: Find a Word Instructions

Build as many words as you can using the letters in the grid.

The letters don't have to be touching to make a word.

You can only use each letter once.

Points

2 letters = 1 points

3 letters = 2 points

4 letters = 3 points

5 letters = 4 points

6 letters = 5 points

SO

MAN

RACE

RACES

ORANGE

| | | |
|---|---|---|
| A | C | O |
| E | S | M |
| G | R | N |

Reveal 6 Letter

Find a Word

| | | |
|----------|----------|----------|
| N | R | E |
| U | M | B |
| A | P | S |

Reveal 6 Letter

Next

Find a Word

2 letters = 1 points
3 letters = 2 points
4 letters = 3 points
5 letters = 4 points
6 letters = 5 points

| | | |
|---|---|---|
| N | R | E |
| U | M | B |
| A | P | S |

6 letter word: **NUMBERS**

Questions and Answers:

Before we move to our next lesson we have a few minutes for your questions or worries.



Team building Activity

Memory and draw

Instructions:

- This is an observation and communication task.
 - You will be divided into pairs or threes.
 - One person will come to the front to look at a picture. They will have 30 seconds to take everything in. They must then go back and either start to draw the picture or give the information to one of their group.
 - Your teacher will then ask the next person to come and look at the picture.
- This will continue until you run out of time.

How accurate is your picture?

- 1 point for a castle
- 1 point for a stream
- 1 point for 4 trees
- 1 point for leaves
- 1 point for a rainbow
- 1 point for 3 banks
- 5 points for 14 turrets
- 5 points for 2 clouds
- Bonus points for any extras.



